



Efficiently Rotate High Capacity Loads

*Rotate, invert
and dump high
capacity loads.*

APPLICATIONS

80G and 100G Rotators are designed to give your driver the best possible visibility while quickly inverting loads. Ideal for foundries, machine shops and raw material industries where there is a necessity to efficiently dump or rotate high capacity loads.

FEATURES

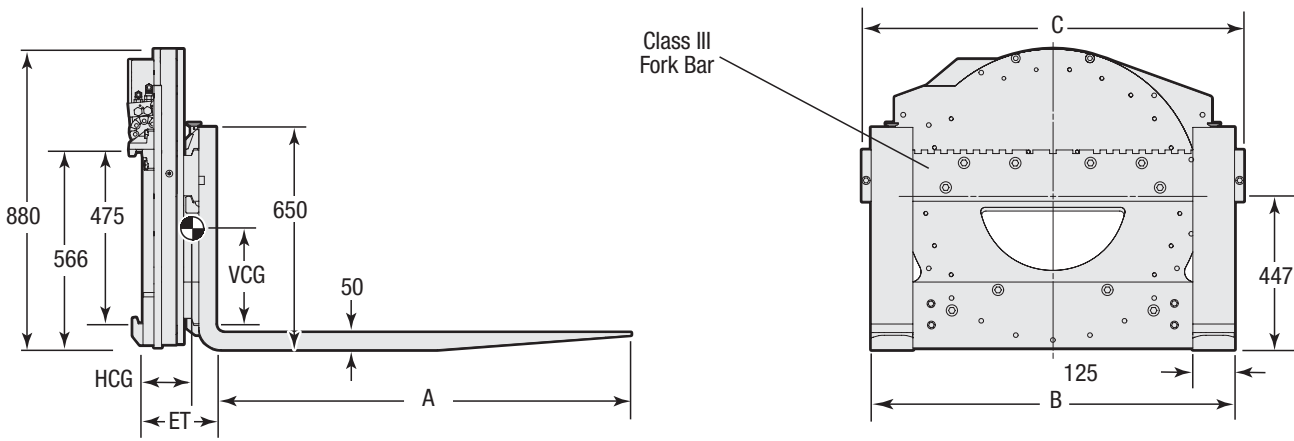
- **Proven Rugged Construction**- Cascade's gear drive box and ring gear design have been proven to provide superior service life.
- **Visibility**- The G series Rotators offer exceptional visibility.
- **Rotational Torque**- High torque motor, ensures smooth, positive rotation of the load.
- **Flexibility**- Rotators may be ordered with standard fork sizes, customer fork sizes or without forks.
- **Protected Motor**- Drive box and motor is fully protected behind the rotator.
- **Secure Forks**- Non-fork units include center rotator fork hooks.

OPTIONS

- **180° Rotation Stop Group**- Used when stopping rotation at precisely 180° is desirable.
- **Customizable fork bars**- Allowing for application specific fork spread.
- **Quick-change Lower Mounting Hooks**- Allow the rotator to be removed or installed in a matter of minutes without tools. (Quick-change hydraulic couplers available separately)
- **Bin Retainer**- Custom designed to clamp on top of bin to hold bin in place while rotating. Typically used when bin does not have fork pockets.
- **Side Stabilizers**
- **Fork Side Restraints**



80G ROTATORS



360° Rotation

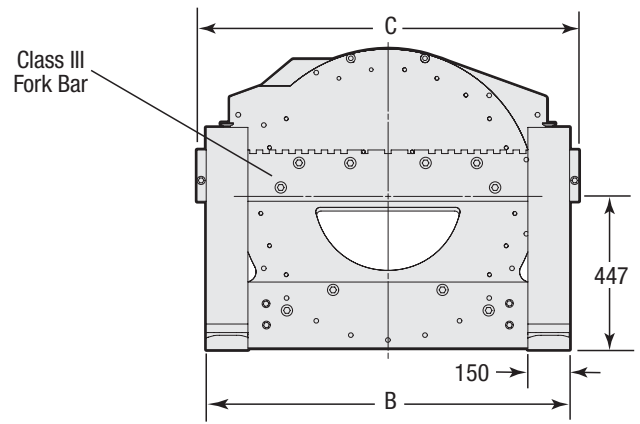
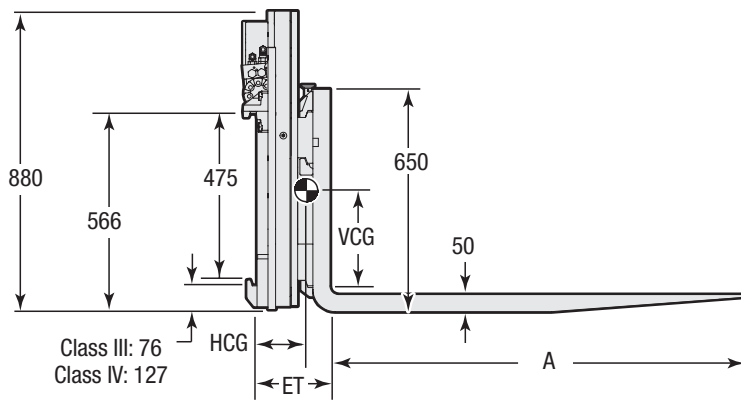
Catalog Order No.	Capacity @ 500 mm Load Center ②	Fork Length A	Maximum OTO Fork Spread B	Overall Width C	Mtg. Class	Mtg. Angle	Min. Truck Carriage Width mm	Mass kg	Effective Thickness	Horizontal Ctr. of Gravity	Vertical Ctr. of Gravity
	kg								ET	HCG	VCG
80G-RRB-B510	4000①	w/o forks	1065	1117	3	0°	940	441	163	81	348
80G-RRB-B520	4000①	w/o forks	1220	1270	3	0°	940	454	163	82	346
80G-RRB-B530	4000①	w/o forks	1520	1574	3	0°	940	480	163	85	341
80G-RRB-B514	4000	1200	1065	1117	3	0°	940	605	213	186	280
80G-RRB-B524	4000	1200	1220	1270	3	0°	940	617	213	187	277
80G-RRB-B534	4000	1200	1520	1574	3	0°	940	644	213	185	277

▶ NOTE: Optional motors providing faster rotation available. Reduced torque will result.

▶ NOTE: Optional fork lengths available upon request.

① Rotator capacity rating limited by fork size, see capacity chart on back page for more information.

② Rotator capacity at 600mm load center is 3600 kg.



360° Rotation

Catalog Order No.	Capacity @ 500 mm Load Center ②	Fork Length A	Maximum OTO Fork Spread B	Overall Width C	Mfg. Class	Mfg. Angle	Min. Truck Carriage Width mm	Mass kg	Effective Thickness	Horizontal Ctr. of Gravity	Vertical Ctr. of Gravity
	kg								ET	HCG	VCG
100G-RRB-B510	5000①	w/o forks	1065	1117	3	0°	940	466	163	82	343
100G-RRB-C510	5000①	w/o forks	1065	1117	4	0°	940	530	221	128	295
100G-RRB-B520	5000①	w/o forks	1220	1270	3	0°	940	485	163	84	341
100G-RRB-C520	5000①	w/o forks	1220	1270	4	0°	940	548	221	130	293
100G-RRB-B530	5000①	w/o forks	1520	1574	3	0°	940	517	163	87	336
100G-RRB-C530	5000①	w/o forks	1520	1574	4	0°	940	580	221	134	289
100G-RRB-B514	5000	1200	1065	1117	3	0°	940	659	213	188	270
100G-RRB-C514	5000	1200	1065	1117	4	0°	940	722	271	228	228
100G-RRB-B524	5000	1200	1220	1270	3	0°	940	677	213	186	270
100G-RRB-C524	5000	1200	1220	1270	4	0°	940	741	271	227	229
100G-RRB-B534	5000	1200	1520	1574	3	0°	940	709	213	184	270
100G-RRB-C534	5000	1200	1520	1574	4	0°	940	772	271	226	228

▶ NOTE: Optional motors providing faster rotation available. Reduced torque will result.

▶ NOTE: Optional fork lengths available upon request.

① Rotator capacity rating limited by fork size, see capacity chart on back page for more information.

② Rotator capacity at 600mm load center is 4500 kg.

CAPACITY CHART

Capacity at 500 mm Load Center (Fork Size W x T)						
Model	Class	125 x 45 mm	125 x 50 mm	150 x 50 mm	150 x 65 mm	180 x 50 mm
80G	III	4000 kg	4000 kg	4000 kg	4000 kg	4000 kg
100G	III	4000 kg	4930 kg	5000 kg	5000 kg	5000 kg

Capacity at 600 mm Load Center (Fork Size W x T)						
Model	Class	125 x 45 mm	125 x 50 mm	150 x 50 mm	150 x 65 mm	180 x 50 mm
80G	III	3300 kg	3630 kg	3630 kg	3630 kg	3630 kg
100G	III	3300 kg	4000 kg	4500 kg	4500 kg	4500 kg

INSTALLATION KIT

	Catalog Order No.
#6 JIC	659245

HYDRAULIC FUNCTIONS

Hydraulic Functions	Truck Aux. Valves Required
1	1

FORK RESTRAINT KIT

Class	Catalog Order No.
3	6043624

HYDRAULIC FLOW & PRESSURE


Minimum Flow	Recommended Flow	Maximum Flow	Maximum Pressure
19 LPM	38 LPM	57 LPM	160 bar

ROTATOR SPECIFICATIONS

Model	Rotator Speed	Rotator Torque
80G	5.2 RPM @ 57 LPM	8,247 NM
100G	4.1 RPM @ 57 LPM	11,073 NM

- ▶ Optional motors providing increased torque are available. Reduced speed will result.

OPTIONS AND ACCESSORIES



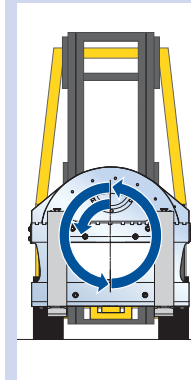
Fork Restraints

Used to limit fork movement during rotation.



Hydraulic Bin Retainer

Custom designed to clamp on top of bin to hold bin in place while rotating. Typically used when bin does not have fork pockets.



Electronic Rotational Control

Provides 90° and 180° stops during 360° rotation, which automatically stops load at each quadrant of rotation. (Factory Installed)

Foundry Options 80G/100G

In foundry applications that will experience molten metal splash and high heat, the basic foundry package is required. Consult Cascade for pricing information on the following options:

Basic Foundry Rotator includes:

- Solid face plate (without visibility window) hold on forks or custom front end when specified.
- High Temperature Grease.
- High temperature seals in hydraulic motor.

Optional Modifications to Foundry Package:

- Spacers for forks or other devices when bolted directly to the faceplate to prevent excessive thermal transfer into the ring gear.
- Optional splash guard helps protect motor and bearing assembly from molten metal splashes.
- Larger motors for high torque, low speed operation.

